



Cindi Howson
ASK LLC
e-mail: cindihowson@biscorecard.com
Phone 973-726-3754

SAS BI Dashboard 3.1

© 2007 ASK LLC

This publication may not be reproduced in any form without prior written permission. All rights reserved.

WWW.BISCORECARD.COM

REVISION DATE: 12/3/2007

Table of Contents

Background.....	3
Copyright and License	3
Evaluation Methodology	3
SAS BI Dashboard	4
Strengths.....	5
Challenges.....	5
Recommendations	5
Discussion of Dashboard Features.....	6
Dashboard Layout.....	6
Dashboard Interactivity	7
Delivery	8
Analysis.....	8
Dashboard Design	9
Formatting.....	9
Architecture.....	10
Price/Packaging	10

Background

Copyright and License

This publication may not be copied, reproduced, or retransmitted in any form, including via e-mail or network file systems. Access to this report has been granted only to the registered BIScorecard subscriber or individual document purchaser. For multi-user licenses or re-distribution rights, please contact info@biscorecard.com.






Evaluation Methodology

BIScorecard evaluates vendor products with the view of a customer who wishes to buy a full BI suite or integrated toolset. Products are evaluated according to major functional areas ranging from query and reporting to architecture and administration. Within each functional area, we score vendors on various features. This list of criteria is based on:

- Features that customers often look for in evaluations
- Capabilities that are generally available in competitive products
- Vendor marketing claims that are either a point of differentiation or confusion

To evaluate products, we rely on vendor briefings, customer feedback, and newsgroup postings. To ensure an objective, consistent comparison of products, we also evaluate the software hands-on. Our testing is performed on capabilities available out of the box.

Each feature is assigned a score of 0 to 3:

Score	Explanation
	Exceptional capabilities.
	Very good capabilities.
	Limited capabilities, difficult to do, or may require a work around.
	Minimal capabilities out of the box. The software may require customization or coding to accomplish.
	A trend arrow indicates a recent or imminent improvement in capabilities.

This evaluation represents findings for SAS BI Dashboard tested hands-on Q4 2007.